

briteair Swirl Diffuser Type SSW


Suitable for ceiling mounting and can be manufactured to suit most ceiling tile arrangements.

The Straight Vane Swirl Diffuser offers excellent induction of room air and the rapid decay of supply air velocities and air temperature differentials.




Multiple Variations

SSW-24-L Lay-in Ceiling Type




Nom Size	A	BØ	CØ	E
200	595	197	250	55
300	595	297	350	55
350	595	347	400	55
450	595	447	500	55
500	595	500	500	55

SSW-24-T Tegular Ceiling Type




Nom Size	A	BØ	CØ	D 24T/15T	E
200	595	197	250	574/584	55
300	595	297	350	574/584	55
350	595	347	400	574/584	55
450	595	447	500	574/584	55
500	595	500	500	574/584	55

SSW-24-M Clip-in Metal Ceiling Type



Nom Size	A	BØ	CØ	E
200	599	197	250	55
300	599	297	350	55
350	599	347	400	55
450	599	447	500	55
500	599	500	500	55

SSW-24-C Circular Swirl Diffuser



Nom Size	AØ	BØ	CØ	E
200	326	197	250	55
300	426	297	350	55
350	480	347	400	55
450	590	447	500	55
500	590	500	500	55

Please contact our Sales Office on 01924 444 174 for selection guidance on the above.

briteair Swirl Diffuser Type SSW

How to Order

Type	No of Blades	Edge Detail	Tegular Depth	Size	Overall Size	RAL Colour
SSW	24	L - Lay-In Grid	e.g. 14mm	200	595 x 595	e.g. RAL 9010
		T15 - Tegular 584 x 584		300		
		T24 - Tegular 574 x 574		350		
		M - Clip-In Metal Tile		450		
				500		

e.g. 10 No SSW - 24 - L - 450 - 595 x 595 - RAL 9010

Performance Data

Size		10	15	20	25	30	35	40	45	50
200 Dia	I/s	10	15	20	25	30	35	40	45	50
	Throw m	0.3 - 0.5	0.4-0.8	0.5-1.0	0.6-1.3	0.8-1.5	0.9-1.8	1.0-2.2	1.2-2.3	1.3-2.7
	Pa	1	3	5	9	12	17	22	28	34
	NC					17	22	25	29	32
	I/s	55	60	65	70					
	Throw m	1.4-2.8	1.5-3.1	1.7-2.3	1.8-3.6					
300 Dia	Pa	41	49	57	67					
	NC	34	37	39	41					
	I/s	30	35	40	45	50	55	60	65	70
	Throw m	0.5-1.0	0.6-1.2	0.7-1.4	0.7-1.5	0.8-1.7	0.9-1.9	1.2-2.2	1.2-2.3	1.2-2.4
	Pa	3	4	5	6	8	9	11	13	15
	NC						16	19	21	23
350 Dia	I/s	75	80	85	90	95	100	105	110	115
	Throw m	1.3-2.5	1.4 - 2.7	1.5 - 2.9	1.8 - 3.1	2.1 - 3.2	2.2 - 3.4	2.6 - 3.6	2.6 - 3.7	2.6 - 3.9
	Pa	17	20	22	25	28	31	33	38	41
	NC	25	27	29	30	32	33	35	36	37
	I/s	50	55	60	65	70	80	90	100	110
	Throw m	0.8-1.6	0.8-1.7	1.0-1.9	1.1-2.0	1.1-2.2	1.2-2.5	1.5-2.8	1.5-3.1	1.5-3.4
450 Dia	Pa	4	4	5	6	7	9	12	14	17
	NC						17	20	23	26
	I/s	120	130	140	150	160	170	180	190	200
	Throw m	1.8-3.8	2.0-4.1	2.1-4.4	2.3-4.7	2.4-5.0	2.5-5.3	2.8-5.6	2.4-5.9	3.0-6.3
	Pa	21	24	28	32	36	41	46	51	57
	NC	28	31	33	35	36	38	40	41	43
500 Dia	I/s	75	80	90	100	110	120	130	140	150
	Throw m	0.8-1.8	0.9-1.9	1.0-2.2	1.1-2.4	1.2-2.6	1.4-2.9	1.5-3.1	1.6-3.4	1.8-3.6
	Pa	5	6	7	9	11	13	15	18	20
	NC					16	18	21	23	25
	I/s	160	170	180	190	200	210	220	230	240
	Throw m	1.8-3.8	2.0-4.1	2.1-4.3	2.3-4.6	2.4-4.8	2.4-5.0	2.5-5.3	2.7-5.5	2.8-5.8
500 Dia	Pa	23	26	29	33	36	40	44	48	52
	NC	26	28	30	31	33	34	35	37	38
	I/s	100	110	120	130	140	150	160	170	180
	Throw m	0.8-2.0	1.0-2.2	1.1-2.4	1.2-2.6	1.3-2.8	1.4-3.0	1.5-3.2	1.6-3.4	1.8-3.6
	Pa	6	7	8	9	11	13	14	16	18
	NC					15	17	18	20	22
500 Dia	I/s	190	200	210	220	230	240	260	280	300
	Throw m	1.8-3.8	2.0-4.0	2.1-4.2	2.2-4.4	2.2-4.6	2.3-4.8	2.5-5.2	2.6-5.6	2.9-6.0
	Pa	20	22	25	27	29	32	38	44	50
	NC	23	25	26	27	29	30	32	34	36

NOTE:

All throws based on terminal velocities of 0.5 - 0.25 m/s

For Return Air Applications Multiply Pa x 0.75, NC Levels remain the same

Please contact our Sales Office on 01924 444 174 for selection guidance on the above.



Briteair Systems Ltd

Unit 21 Smithies Mill, 885 Bradford Road, Batley, West Yorkshire WF17 8NN

Telephone: 01924 444 174 | Fax: 01924 476 600 | www.briteair.co.uk